

PMEX UPDATE

	WTI 78.45 	BUY		
		Entry	Stoploss	Take Profit
		77.01 - 77.5	76.28	79.25 - 80.13
The scrip is trading below its 50 DMA. The RSI resides at 36.				

	BRENT 82.71 	BUY		
		Entry	Stoploss	Take Profit
		81.26 - 82.07	80.61	83.53 - 84.65
The scrip is trading below its 50DMA. The RSI resides at 37.				

	GOLD 1,949.75 	SELL		
		Entry	Stoploss	Take Profit
		1961 - 1953	1,968.6	1940 - 1925
The scrip is trading above its 200 DMA. The RSI resides at 46.				

	GAS 3.21 	BUY		
		Entry	Stoploss	Take Profit
		3.165 - 3.183	3.12	3.265 - 3.321
The scrip is trading above its 50 DMA. The RSI resides at 48.				

	PLATINUM 870.6 	BUY		
		Entry	Stoploss	Take Profit
		857.4 - 864	855.30	875.68 - 884.64
The scrip is trading below its 50DMA . The RSI resides at 41.				

	SILVER 22.39 	SELL		
		Entry	Stoploss	Take Profit
		22.579 - 22.482	22.77	22.234 - 22.091
The scrip is trading below its 200 DMA. The RSI resides at 43.				

	COPPER 3.66 	SELL		
		Entry	Stoploss	Take Profit
		3.6686 - 3.6631	3.70	3.6417 - 3.5985
The scrip is trading below its 200 DMA. The RSI resides at 51.				

	COTTON 77.76 	BUY		
		Entry	Stoploss	Take Profit
		76.83 - 77.26	76.49	78.62 - 79.34
The scrip is trading below its 50DMA . The RSI resides at 37.				

	DOW 34,371 	BUY		
		Entry	Stoploss	Take Profit
		34228 - 34323	34,090	34496 - 34606
The index is trading above its 50 DMA. The RSI resides at 52.				

	S&P 500 4,427 	BUY		
		Entry	Stoploss	Take Profit
		4400.87 - 4414.94	4,380	4439.15 - 4459.41
The index is trading above its 200 DMA. The RSI resides at 60.				

PMEX UPDATE

NASDAQ 15,570 	BUY		
	Entry	Stoploss	Take Profit
	15393 - 15509	15,298	15640 - 15733

The index is trading above its 50 DMA. The RSI resides at 62.

USD-JPY 151.70 	BUY		
	Entry	Stoploss	Take Profit
	151.28 - 151.53	150.77	151.94 - 152.29

The scrip is trading above its 50MA (4-hourly). The RSI resides at 62.

EUR-USD 1.0697 	BUY		
	Entry	Stoploss	Take Profit
	1.0675 - 1.0685	1.0646	1.0712 - 1.08

The scrip is trading above its 50 MA (4-hourly). The RSI resides at 57.

GBP-USD 1.2275 	BUY		
	Entry	Stoploss	Take Profit
	1.2234 - 1.2253	1.2196	1.2287 - 1.2299

The scrip is trading below its 50 MA (4-hourly). The RSI resides at 53.

* The risk meter is the graphical representation of the probability of the success of the trading signal.

Major Headlines

Oil rises on healthy demand, supply expectations after OPEC report

Oil prices inched up on Tuesday on expectations of healthy market fundamentals, following an OPEC report saying demand remains strong, and concerns that supplies might be disrupted as the U.S. cracks down on Russian oil exports. Brent crude futures gained 30 cents, or 0.36%, to \$82.82 a barrel by 0413 GMT. U.S. WTI crude futures climbed 28 cents, or. [see more...](#)

Gold prices sink below \$1,950 as CPI data looms

Gold prices fell below key levels in Asian trade on Tuesday, as traders pivoted into the dollar before U.S. inflation data due later in the day, which is widely expected to determine the path of interest rates. The yellow metal saw a heavy degree of profit taking in the past two weeks, which pushed. [see more...](#)

S&P 500 takes a pause ahead of U.S inflation data

The S&P 500 closed Monday's session slightly lower as investors held their breath before a crucial inflation reading that could provide clues as to how long the U.S. Federal Reserve will keep interest rates elevated. After the indexes enjoyed a solid rally on Friday, the market turned its focus on Monday to Consumer Price Index (CPI) data, due out Tuesday morning. Economists [see more...](#)

USD/JPY hovers around 151.70, US CPI data looms

The USD/JPY pair consolidates its recent losses during the Asian session on Tuesday. The pair trims losses after plunging nearly 70 pips in late Monday on the speculations about a potential intervention in FX markets by Japanese authorities. USD/JPY currently trades around 151.72, up 0.05% on [see more...](#)

EUR/USD Price Analysis: Holds below the 1.0700 mark ahead of the Eurozone GDP, US CPI data

The EUR/USD pair oscillates around 1.0695–1.0755 in a narrow trading band during the early European session on Tuesday. Traders prefer to wait on the sidelines ahead of key data from the Eurozone and the US. These figures could trigger volatility in the market in the near term. The major pair currently trades around 1.0695, losing 0.02% [see more...](#)

GBP/USD faces pressure near 1.2270 ahead of UK employment data

GBP/USD trades lower around 1.2270 during the Asian session on Tuesday, snapping a two-day winning streak. The GBP/USD pair faces minor pressure ahead of the employment data from the United Kingdom (UK) due to be released later in the [see more...](#)

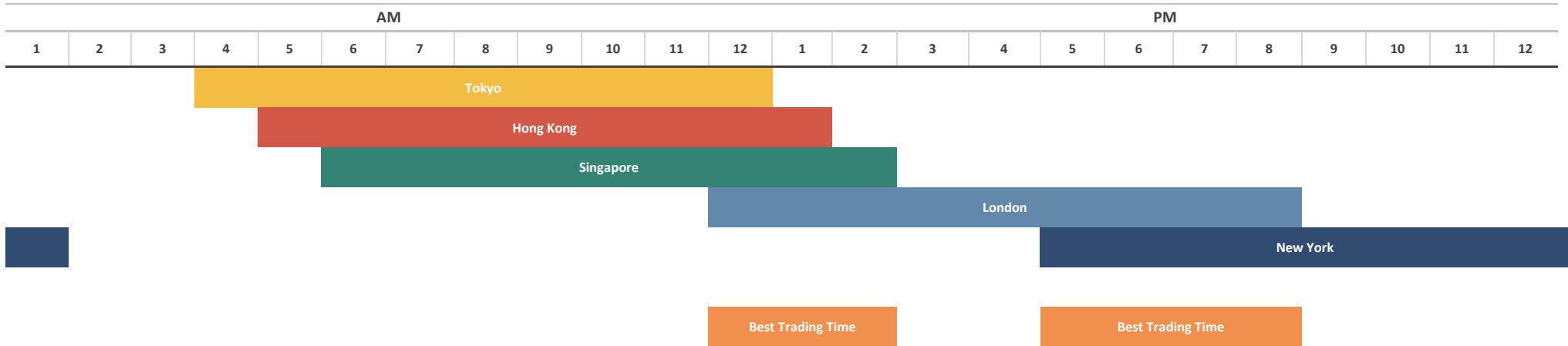
ECONOMIC CALENDAR

Event	Dates	Time	Currency	Importance	Actual	Forecast	Previous
Crude Oil Inventories	13-Nov-23	8:30 PM	USD	High Volatility			0.774M
Core CPI (MoM) (Oct)	14-Nov-23	6:30 PM	USD	High Volatility		0.30%	0.30%
CPI (YoY) (Oct)	14-Nov-23	6:30 PM	USD	High Volatility		3.30%	3.70%
CPI (MoM) (Oct)	14-Nov-23	6:30 PM	USD	High Volatility		0.10%	0.40%
CPI (YoY) (Oct)	15-Nov-23	12:00 PM	GBP	High Volatility		4.80%	6.70%
Core Retail Sales (MoM) (Oct)	15-Nov-23	6:30 PM	USD	High Volatility			0.60%
PPI (MoM) (Oct)	15-Nov-23	6:30 PM	USD	High Volatility		0.10%	0.50%
Retail Sales (MoM) (Oct)	15-Nov-23	6:30 PM	USD	High Volatility		-0.10%	0.70%
Crude Oil Inventories	15-Nov-23	8:30 PM	USD	High Volatility		-0.300M	0.774M
Initial Jobless Claims	16-Nov-23	6:30 PM	USD	High Volatility			217K
Philadelphia Fed Manufacturing Index (Nov)	16-Nov-23	6:30 PM	USD	High Volatility		-11	-9
CPI (YoY) (Oct)	17-Nov-23	3:00 PM	EUR	High Volatility		2.90%	4.30%
Building Permits (Oct)	17-Nov-23	6:30 PM	USD	High Volatility		1.450M	1.471M

Source: Investing.com

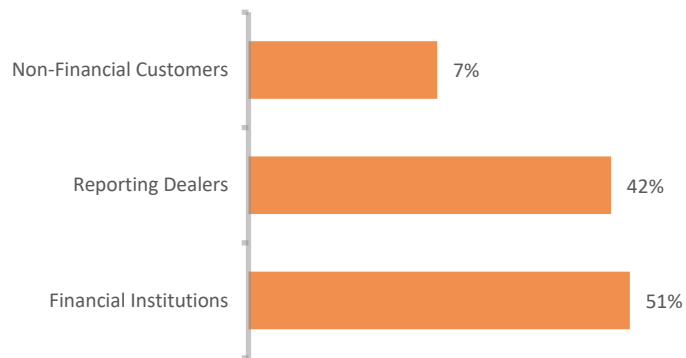
FOREX MARKETS' STATISTICS

Forex Market Hours

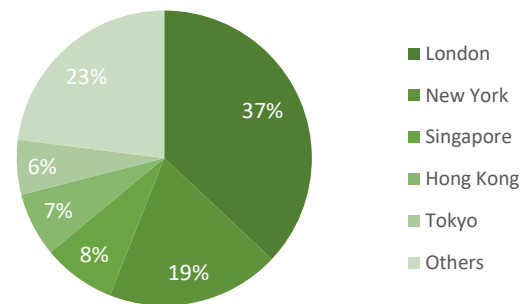


Note: This chart shows the normal forex trading times of all the major forex trading centers across the globe in Pakistan Standard Time.

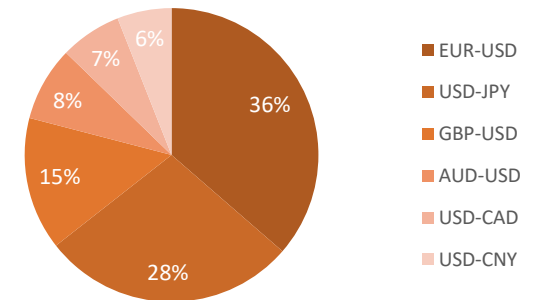
Forex Turnover by Counterparty



Markets' Share in Total Forex Turnover



Most Traded Currency Pairs



Sources: ACPL Research, Forexmarkethours, Dailyfx, Ig

DISCLAIMER

This report has been prepared by Abbasi and Company (Private) Limited and is provided for information purposes only. Abbasi and Company (Private) Limited (ACPL) is engaged in brokerage business of commodities futures in Pakistan and to provide the trading/ execution facility on Pakistan Mercantile Exchange (PMEX). There is risk of loss in trading in derivatives (futures). The author, directors and other employees of Abbasi and Company (Private) Limited and its affiliates cannot be held responsible for any loss in trading. Futures; futures on margin carries a high level of risk and may not be suitable for all investors. The high degree of leverage can work against the investor/ traders. Before deciding to invest in Commodity derivatives, you should carefully consider your investment objectives, level of experience, and risk appetite. The possibility exists that you could sustain a loss of some or all of your initial investment and therefore you should not invest money that you cannot afford to lose. You should be aware of all the risks associated with futures trading in commodities and other financial products. We take no responsibility for any loss made in investment on any instruments through us. In any event Abbasi and Company (Private) Limited, its affiliates, agents will not be liable to anyone for any decision made or action taken for investment/ trading. Abbasi and Company (Private) Limited, its affiliates, directors and employees cannot be held responsible for any loss in trading due to any problem in connectivity; failure of system; technical problem in the software or any other reason whatever.

All the reports/ recommendations/ trading calls/ opinions are advisory in nature and contains the opinions of the author, which are not to be construed as investment advices. The author, directors and other employees of Abbasi and Company (Private) Limited and its affiliates cannot be held responsible for the accuracy of the information presented herein or for the results of the positions taken based on the opinions expressed in the reports/ views from Abbasi and Company (Private) Limited. All the views/ recommendations/ trading calls and opinions are based on the information, which are believed to be accurate and no assurance can be given for the accuracy of these information.

Derivatives trading involve substantial risk. The valuation of the underlying may fluctuate, and as a result, clients may lose their entire original investment. In no event should the content of this research report be construed as an express or an implied promise, guarantee or implication by, or from, Abbasi and Company (Private) Limited that you will profit or that losses can, or will be, limited in any manner whatsoever. Past results are no indication of future performance. The information provided in this report is intended solely for informative purposes and is obtained from sources believed to be reliable. Information is in no way guaranteed. No guarantee of any kind is implied or possible where projections of future conditions are attempted. Investments in securities market are subject to market risks, read all the related documents carefully before investing.

All rights reserved by Abbasi and Company (Private) Limited. This report or any portion hereof may not be reproduced, distributed, or published by any person for any purpose whatsoever. Nor can it be sent to a third party without prior consent of Abbasi and Company (Private) Limited. Action could be taken for unauthorized reproduction, distribution, or publication.

The research analyst, primarily involved in the preparation of this report, certifies that (1) the views expressed in this report accurately reflect his/her personal views about the subject commodity/index /currency pair and (2) no part of his/her compensation was, is or will be directly or indirectly related to the specific recommendations or views expressed in this report.

DISCLOSURE

Following exchange rates are used to convert investment and profit values:

- USD/PKR: 287.8
- JPY/PKR: 1.90

To arrive at our Target Price, Abbasi & Company (Private) Limited uses following methods:

- Technical Analysis
- Fundamental Analysis

Furthermore, profit and returns are inclusive of all expenses including PMEX Fee, ACPL Fee & Sales Tax

RESEARCH DISSEMINATION POLICY

Abbasi & Company (Private) Limited endeavors to make all reasonable efforts to disseminate research to all eligible clients in a timely manner through either physical or electronic distribution such as email, fax mail etc. Nevertheless, all clients may not receive the material at the same time.

PREPARED BY

Haroon Abdul Razzaq
Phone: (+92) 42 38302028
Ext: 116
Email: haroon@abbasiandcompany.com

RESEARCH DEPARTMENT

6 - Shadman, Lahore
Phone: (+92) 42 38302028; Ext: 116, 117
Email: research@abbasiandcompany.com
web: www.abbasiandcompany.com

HEAD OFFICE

6 - Shadman, Lahore
Phone: (+92) 42 38302028
Email: support@abbasiandcompany.com
web: www.abbasiandcompany.com